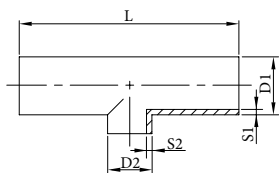


T-kus krátký DIN řada 1
přivařovací, redukovaný
AISI 304/L, AISI 316/L

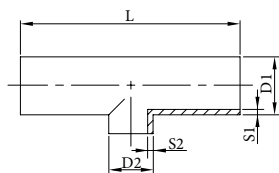
250D-1



| DN | D1 | D2 | S1 | S2 | L | kg |
|---------|-------|-------|-----|-----|-------|------|
| 25/10 | 28,0 | 12,0 | 1,5 | 1,5 | 100,0 | 0,09 |
| 25/15 | 28,0 | 18,0 | 1,5 | 1,5 | 100,0 | 0,09 |
| 25/20 | 28,0 | 22,0 | 1,5 | 1,5 | 100,0 | 0,09 |
| 32/10 | 34,0 | 12,0 | 1,5 | 1,5 | 110,0 | 0,12 |
| 32/15 | 34,0 | 18,0 | 1,5 | 1,5 | 110,0 | 0,12 |
| 32/20 | 34,0 | 22,0 | 1,5 | 1,5 | 110,0 | 0,12 |
| 32/25 | 34,0 | 28,0 | 1,5 | 1,5 | 110,0 | 0,12 |
| 40/10 | 40,0 | 12,0 | 1,5 | 1,5 | 120,0 | 0,15 |
| 40/15 | 40,0 | 18,0 | 1,5 | 1,5 | 120,0 | 0,15 |
| 40/20 | 40,0 | 22,0 | 1,5 | 1,5 | 120,0 | 0,15 |
| 40/25 | 40,0 | 28,0 | 1,5 | 1,5 | 120,0 | 0,15 |
| 40/32 | 40,0 | 34,0 | 1,5 | 1,5 | 120,0 | 0,15 |
| 50/10 | 52,0 | 12,0 | 1,5 | 1,5 | 140,0 | 0,24 |
| 50/15 | 52,0 | 18,0 | 1,5 | 1,5 | 140,0 | 0,24 |
| 50/20 | 52,0 | 22,0 | 1,5 | 1,5 | 140,0 | 0,24 |
| 50/25 | 52,0 | 28,0 | 1,5 | 1,5 | 140,0 | 0,24 |
| 50/32 | 52,0 | 34,0 | 1,5 | 1,5 | 140,0 | 0,24 |
| 50/40 | 52,0 | 40,0 | 1,5 | 1,5 | 140,0 | 0,24 |
| 65/25 | 70,0 | 28,0 | 2,0 | 1,5 | 160,0 | 0,47 |
| 65/40 | 70,0 | 40,0 | 2,0 | 1,5 | 160,0 | 0,46 |
| 65/50 | 70,0 | 52,0 | 2,0 | 1,5 | 160,0 | 0,46 |
| 80/25 | 85,0 | 28,0 | 2,0 | 1,5 | 180,0 | 0,70 |
| 80/40 | 85,0 | 40,0 | 2,0 | 1,5 | 180,0 | 0,70 |
| 80/50 | 85,0 | 52,0 | 2,0 | 1,5 | 180,0 | 0,68 |
| 80/65 | 85,0 | 70,0 | 2,0 | 2,0 | 180,0 | 0,68 |
| 100/25 | 104,0 | 28,0 | 2,0 | 1,5 | 200,0 | 1,00 |
| 100/40 | 104,0 | 40,0 | 2,0 | 1,5 | 200,0 | 1,00 |
| 100/50 | 104,0 | 52,0 | 2,0 | 1,5 | 200,0 | 1,00 |
| 100/65 | 104,0 | 70,0 | 2,0 | 2,0 | 200,0 | 0,97 |
| 100/80 | 104,0 | 85,0 | 2,0 | 2,0 | 200,0 | 0,97 |
| 125/25 | 129,0 | 28,0 | 2,0 | 1,5 | 374,0 | 2,00 |
| 125/40 | 129,0 | 40,0 | 2,0 | 1,5 | 374,0 | 2,00 |
| 125/50 | 129,0 | 52,0 | 2,0 | 1,5 | 374,0 | 2,00 |
| 125/65 | 129,0 | 70,0 | 2,0 | 2,0 | 374,0 | 1,97 |
| 125/80 | 129,0 | 85,0 | 2,0 | 2,0 | 374,0 | 1,97 |
| 125/100 | 129,0 | 104,0 | 2,0 | 2,0 | 374,0 | 1,97 |
| 150/25 | 154,0 | 28,0 | 2,0 | 1,5 | 450,0 | 2,95 |
| 150/40 | 154,0 | 40,0 | 2,0 | 1,5 | 450,0 | 2,95 |
| 150/50 | 154,0 | 52,0 | 2,0 | 1,5 | 450,0 | 2,95 |

T-kus krátký DIN řada 2
přivařovací, redukovaný
AISI 304/L, AISI 316/L

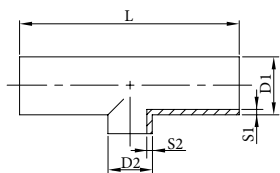
250D-2



| DN | D1 | D2 | S1 | S2 | L | kg |
|--------|-------|------|-----|-----|-------|------|
| 25/10 | 29,0 | 13,0 | 1,5 | 1,5 | 100,0 | 0,09 |
| 25/15 | 29,0 | 19,0 | 1,5 | 1,5 | 100,0 | 0,09 |
| 25/20 | 29,0 | 23,0 | 1,5 | 1,5 | 100,0 | 0,09 |
| 32/10 | 35,0 | 13,0 | 1,5 | 1,5 | 110,0 | 0,12 |
| 32/15 | 35,0 | 19,0 | 1,5 | 1,5 | 110,0 | 0,12 |
| 32/20 | 35,0 | 23,0 | 1,5 | 1,5 | 110,0 | 0,12 |
| 32/25 | 35,0 | 29,0 | 1,5 | 1,5 | 110,0 | 0,12 |
| 40/10 | 41,0 | 13,0 | 1,5 | 1,5 | 120,0 | 0,15 |
| 40/15 | 41,0 | 19,0 | 1,5 | 1,5 | 120,0 | 0,15 |
| 40/20 | 41,0 | 23,0 | 1,5 | 1,5 | 120,0 | 0,15 |
| 40/25 | 41,0 | 29,0 | 1,5 | 1,5 | 120,0 | 0,15 |
| 40/32 | 41,0 | 35,0 | 1,5 | 1,5 | 120,0 | 0,15 |
| 50/10 | 53,0 | 13,0 | 1,5 | 1,5 | 140,0 | 0,24 |
| 50/15 | 53,0 | 19,0 | 1,5 | 1,5 | 140,0 | 0,24 |
| 50/20 | 53,0 | 23,0 | 1,5 | 1,5 | 140,0 | 0,24 |
| 50/25 | 53,0 | 29,0 | 1,5 | 1,5 | 140,0 | 0,24 |
| 50/32 | 53,0 | 35,0 | 1,5 | 1,5 | 140,0 | 0,24 |
| 50/40 | 53,0 | 41,0 | 1,5 | 1,5 | 140,0 | 0,24 |
| 65/25 | 70,0 | 29,0 | 2,0 | 1,5 | 160,0 | 0,47 |
| 65/32 | 70,0 | 35,0 | 2,0 | 1,5 | 160,0 | 0,47 |
| 65/40 | 70,0 | 41,0 | 2,0 | 1,5 | 160,0 | 0,46 |
| 65/50 | 70,0 | 53,0 | 2,0 | 1,5 | 160,0 | 0,46 |
| 80/25 | 85,0 | 29,0 | 2,0 | 1,5 | 180,0 | 0,70 |
| 80/32 | 85,0 | 35,0 | 2,0 | 1,5 | 180,0 | 0,70 |
| 80/40 | 85,0 | 41,0 | 2,0 | 1,5 | 180,0 | 0,68 |
| 80/50 | 85,0 | 53,0 | 2,0 | 1,5 | 180,0 | 0,68 |
| 100/25 | 104,0 | 29,0 | 2,0 | 1,5 | 200,0 | 1,00 |
| 100/32 | 104,0 | 35,0 | 2,0 | 1,5 | 200,0 | 1,00 |
| 100/40 | 104,0 | 41,0 | 2,0 | 1,5 | 200,0 | 1,00 |
| 100/50 | 104,0 | 53,0 | 2,0 | 1,5 | 200,0 | 1,00 |
| 125/25 | 129,0 | 29,0 | 2,0 | 1,5 | 374,0 | 2,00 |
| 125/32 | 129,0 | 35,0 | 2,0 | 1,5 | 374,0 | 2,00 |
| 125/40 | 129,0 | 41,0 | 2,0 | 1,5 | 374,0 | 2,00 |
| 125/50 | 129,0 | 53,0 | 2,0 | 1,5 | 374,0 | 2,00 |
| 150/25 | 154,0 | 29,0 | 2,0 | 1,5 | 450,0 | 2,95 |
| 150/40 | 154,0 | 41,0 | 2,0 | 1,5 | 450,0 | 2,95 |
| 150/50 | 154,0 | 53,0 | 2,0 | 1,5 | 450,0 | 2,95 |

T-kus krátký SMS
přivařovací, redukovaný
AISI 304/L, AISI 316/L

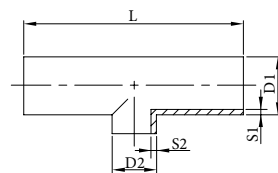
250S



| DN | D1 | D2 | S1 | S2 | L | kg |
|--------|-------|------|------|------|-------|------|
| 38/25 | 38,1 | 25,4 | 1,5 | 1,5 | 140,0 | 0,32 |
| 51/25 | 50,8 | 25,4 | 1,5 | 1,5 | 164,0 | 0,47 |
| 51/38 | 50,8 | 38,1 | 1,5 | 1,5 | 164,0 | 0,47 |
| 63/38 | 63,5 | 38,1 | 1,5 | 1,5 | 210,0 | 0,68 |
| 63/51 | 63,5 | 50,8 | 1,5 | 1,5 | 210,0 | 0,68 |
| 76/38 | 76,2 | 38,1 | 1,65 | 1,5 | 220,0 | 1,03 |
| 76/51 | 76,2 | 50,8 | 1,65 | 1,5 | 220,0 | 1,03 |
| 76/63 | 76,2 | 63,5 | 1,65 | 1,5 | 220,0 | 1,03 |
| 101/63 | 101,6 | 63,5 | 2,0 | 1,65 | 300,0 | 1,85 |
| 101/76 | 101,6 | 76,2 | 2,0 | 1,65 | 300,0 | 1,85 |

T-kus krátký ISO
přivařovací, redukovaný
AISI 304/L, AISI 316/L

250I



| DN | D1 | D2 | S1 | S2 | L | kg |
|---------|-------|-------|-----|-----|-------|------|
| 20/15 | 26,9 | 21,3 | 2,0 | 2,0 | 57,0 | 0,34 |
| 25/15 | 33,7 | 21,3 | 2,0 | 2,0 | 76,0 | 0,25 |
| 25/20 | 33,7 | 26,9 | 2,0 | 2,0 | 76,0 | 0,25 |
| 32/15 | 42,4 | 21,3 | 2,0 | 2,0 | 96,0 | 0,79 |
| 32/20 | 42,4 | 26,9 | 2,0 | 2,0 | 96,0 | 0,79 |
| 32/25 | 42,4 | 33,7 | 2,0 | 2,0 | 96,0 | 0,60 |
| 40/15 | 48,3 | 21,3 | 2,0 | 2,0 | 115,0 | 1,10 |
| 40/20 | 48,3 | 26,9 | 2,0 | 2,0 | 115,0 | 1,00 |
| 40/25 | 48,3 | 33,7 | 2,0 | 2,0 | 115,0 | 0,80 |
| 40/32 | 48,3 | 42,4 | 2,0 | 2,0 | 115,0 | 0,80 |
| 50/15 | 60,3 | 21,3 | 2,0 | 2,0 | 127,0 | 1,30 |
| 50/20 | 60,3 | 26,9 | 2,0 | 2,0 | 127,0 | 1,20 |
| 50/25 | 60,3 | 33,7 | 2,0 | 2,0 | 127,0 | 1,10 |
| 50/32 | 60,3 | 42,4 | 2,0 | 2,0 | 127,0 | 1,10 |
| 50/40 | 60,3 | 48,3 | 2,0 | 2,0 | 127,0 | 1,10 |
| 65/50 | 76,1 | 60,3 | | | | |
| 80/50 | 88,9 | 60,3 | | | | |
| 80/65 | 88,9 | 76,1 | | | | |
| 100/65 | 114,3 | 76,1 | | | | |
| 100/80 | 114,3 | 88,9 | | | | |
| 125/80 | 139,7 | 88,9 | | | | |
| 125/100 | 139,7 | 114,3 | | | | |
| 150/100 | 168,3 | 114,3 | | | | |
| 150/125 | 168,3 | 139,7 | | | | |

Rozměry na poptávku