

2 PIECES BALL VALVE PN63 MALE - MALE



Size : DN 3/8" to 1"
Ends : Male – Male BSP
Min Temperature : - 20°C
Max Température : + 180°C
Max Pressure : 63 Bars
Specifications : Anti blow-out stem
Locking device
Reduced bore

Materials : Stainless steel

2 PIECES BALL VALVE PN63 MALE - MALE

SPECIFICATIONS :

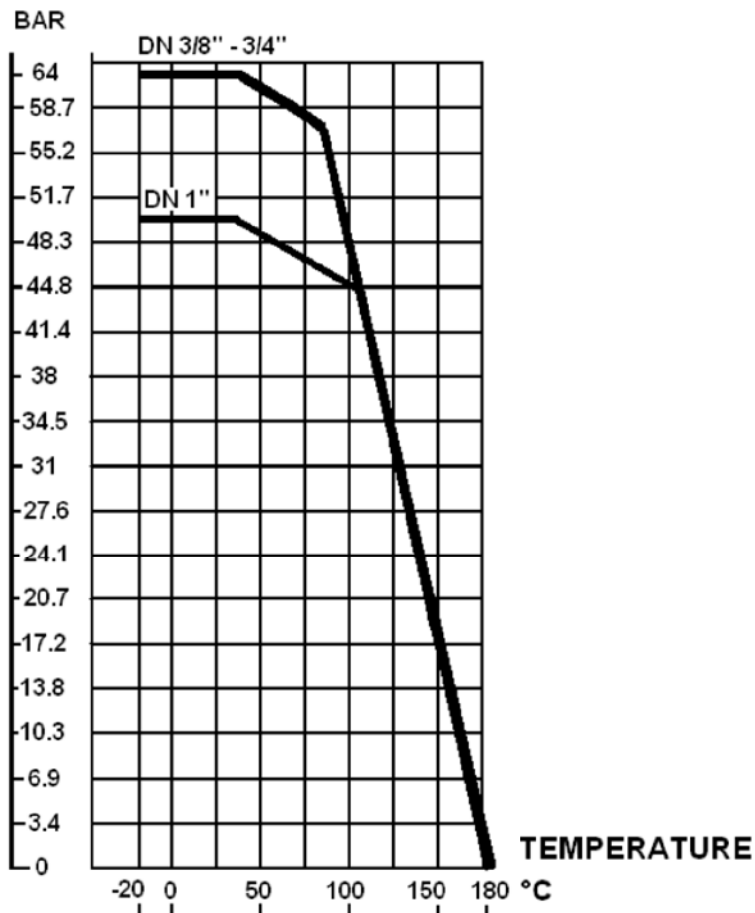
Reduced bore
Anti blow-out stem
PTFE packing
Locking device
Solid ball
2 pieces type

USE :

Chemical and pharmaceutical industries, petrochemical industries, hydraulic installation, compressed air
Min and max Temperature Ts : -20°C to + 180°C
Max Pressure Ps : 63 bars up to DN3/4" , 50 bars for DN 1" (see graph)

PRESSURE / TEMPERATURE GRAPH (STEAM EXCLUDED) :

PRESSURE



2 PIECES BALL VALVE PN63 MALE - MALE

RANGE :



Stainless steel threaded male/male BSP conical ends with red flat steel handle DN 3/8" to DN 1"



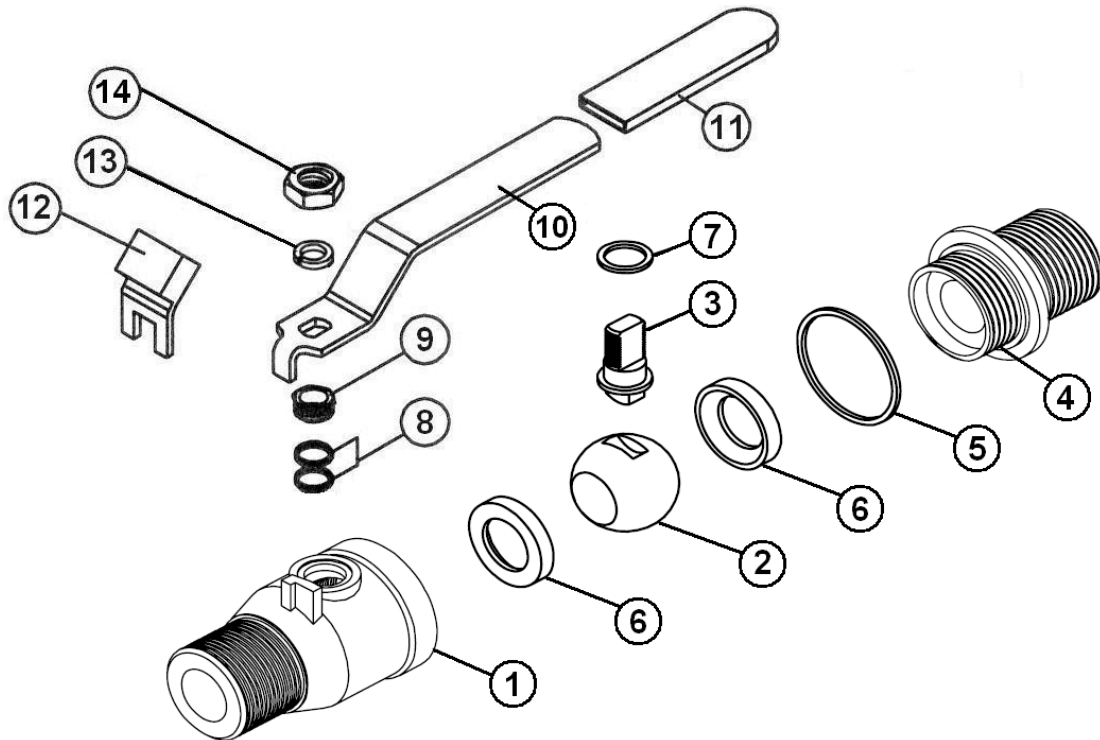
Blue handle cover **Ref. 9830380 to 9830382** from DN 3/8" to DN 1"



S.S.304 red butterfly handle **Ref. 9831131 to 9831134** from DN 3/8" to DN 1"

2 PIECES BALL VALVE PN63 MALE - MALE

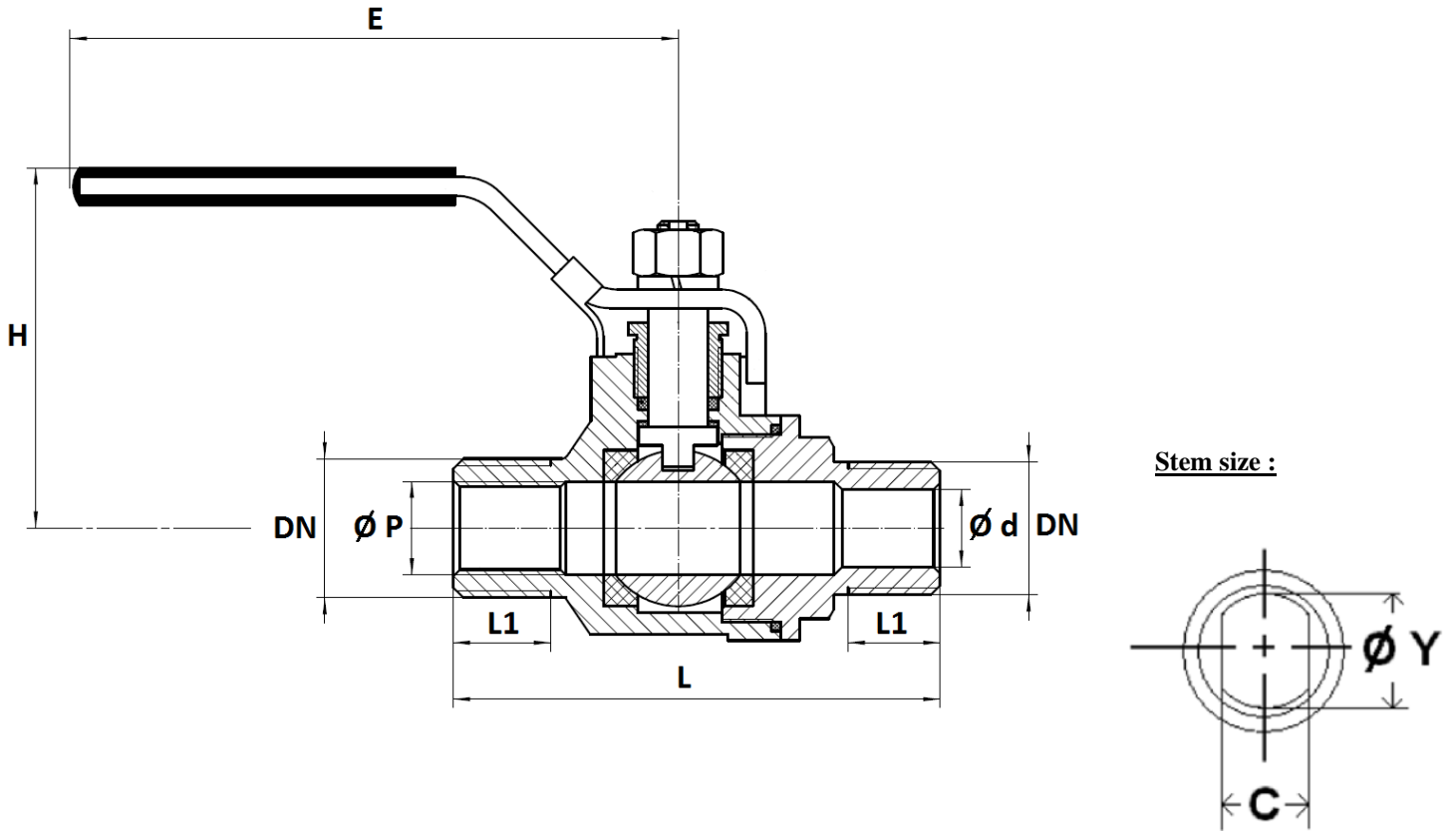
MATERIALS :



Item	Designation	Materials
1	Body	ASTM A351 CF8M
2	Ball	ASTM A351 CF8M
3	Stem	AISI 316
4	Bonnet	ASTM A351 CF8M
5	Body seal	PTFE
6	Seat	PTFE filled with 15% glass fiber
7	Stem gasket	PTFE
8	Packing	PTFE
9	Packing nut	AISI 304
10	Handle	AISI 304
11	Handle cover	Plastic
12	Locking device	AISI 304
13	Washer	AISI 304
14	Handle nut	AISI 304

2 PIECES BALL VALVE PN63 MALE - MALE

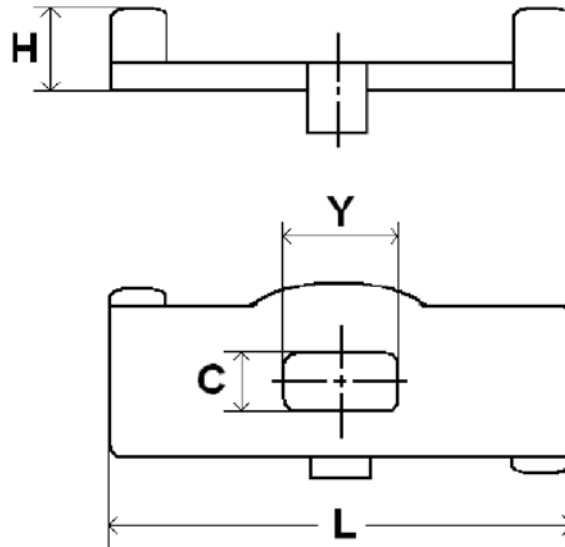
SIZE (in mm):



Ref.	DN	3/8"	1/2"	3/4"	1"
709	L	66	76	86	96
	Ø d	8.5	12.5	17.5	23.6
	Ø P	12.5	15	20	25
	E	83	103	103	151
	H	53	60	62	77
	L1	11.2	14.7	16.2	19
	C	5	6.5	6.5	8
	Ø Y	7	7.5	7.5	9
	Weight (Kg)	0.26	0.33	0.51	0.79

2 PIECES BALL VALVE PN63 MALE - MALE

BUTTERFLY HANDLE SIZE (in mm) :



Ref. 983113 :

DN	3/8"	1/2"	3/4"	1"
L	55	60	60	70
H	20	22	22	28
C	5	6.5	6.5	8
Y	8	9.5	9.5	11.5

2 PIECES BALL VALVE PN63 MALE - MALE

TORQUE VALUES (in Nm without safety coefficient) :

DN	3/8"	1/2"	3/4"	1"
TORQUE (Nm)	2.7	3	4	5

STANDARDS :

Fabrication according to ISO 9001 : 2008

DIRECTIVE 97/23/CE : CE N° 0035
Risk category III Module H

Pressure tests according to ISO 5208, range A

Threaded male conical ends BSP according to ISO 7/1 R

ADVICE : Our opinion and our advice are not guaranteed and SFERACO shall not be liable for the consequences of damages.
The customer must check the right choice of the products with the real service conditions.

INSTALLATION AND MAINTENANCE

BEFORE INSTALLATION :

Pipe-line must be cleaned and free from residual of weldings, rubbish, shaving and every kind of extraneous materials.
Pipe-line must be perfectly aligned and their support properly dimensioned so that there's no external constraint.

Please use the right product according to the services conditions to seal the valve.
Use the right bolt tightening so that the ends won't be damaged.

CLEANING AND TESTS

Keep closed the valves during the cleaning operation so that there's no impurities between the ball and the body.

Tests under pressure must be done with a cleaned pipe-line.

Open partially the valve for tests. Pressure test do not exceed the valve specifications according to EN 12266-1.

MAITENANCE

It's recommended to operate the valve twice (open and close) 1 to 2 times per year.

When intervention on the valve, be sure there's no pressure in the pipe-line, there's no fluid in it, and that it is isolated.
The temperature must be low enough to operate without risks.
If there's a corrosive fluid, inert installation before intervention.

When the valve is under pressure :

If there's a leakage at the packing, tighten it slightly so that the leakage disappears.