


BR250S STAINLESS STEEL MAGNETIC FLOW METER WITH FLANGES

FEATURES

The BR 250S magnetic transmission flow meter is designed for the on-line measurement of water flow-rates. The movement of a magnetic float drives the needle movement on the measurement scale. Flow-rate reading on the dial, 316 stainless steel construction. Flange connections. Horizontal mounting, flow from left to right. This model is equipped, as a standard, with an adjustable switch for information feedback on a flow-rate threshold.



AVAILABLE MODELS

DN 25 to DN 100.
Water flow-rates from 400 to 6,000 litres/hour.
PN 16 flange connections



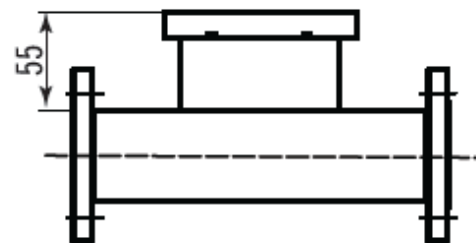
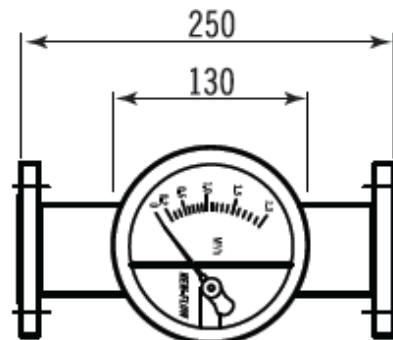
CERTIFICATION

Pressure equipment Directive 97/23 EC category II EC 1128

LIMITS OF USE

Electrical protection	IP 66
Fluid WP:	16 bar
Fluid WT°:	-50°C / +200°C
Ambient temperature	-25°C / +80°C
Accuracy:	+/- 2.5% of the scale

DIMENSIONS (mm)



FLOW-RATE RANGES

DN	Water flow-rate range at 20°C (litres/hour)
25	400 – 4,000
40	1,000 – 10,000
50	2,000 – 20,000
65	3,000 – 30,000
80	4,000 – 40,000
100	6,000 – 60,000

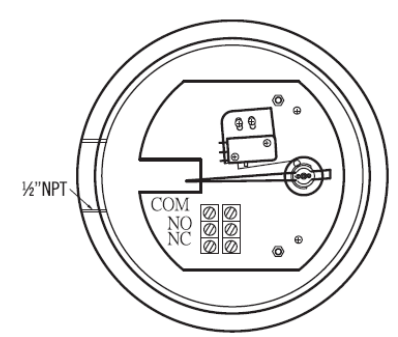
Information given as an indication only, and subject to possible modifications

BR250S STAINLESS STEEL MAGNETIC FLOW METER WITH FLANGES

CONSTRUCTION

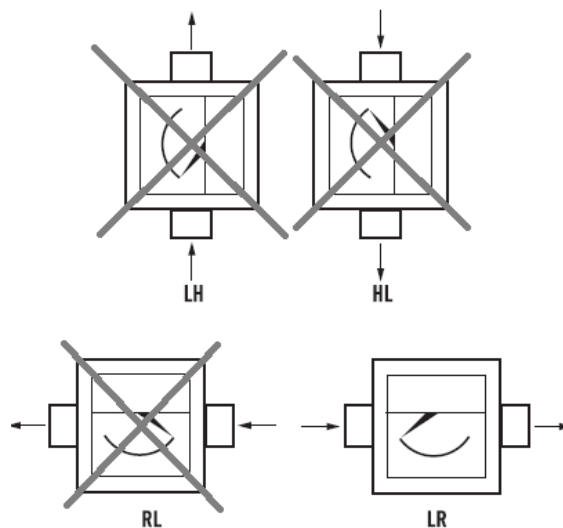
No.	Item	Material
1	Body	A182 F316 stainless steel
2	Float	A182 F316 stainless steel
3	Dial	AISI 316 SS

SWITCH

Type	Adjustable SPDT micro-switch	
Cut-off voltage	5A@250V AC – 5A@30V CC – 5A@125V CC	
Hysteresis	+/- 10% of the scale	
Cable outlet	1/2" NPT	

INSTALLATION

Mounting on horizontal piping, flow from left to right.
Comply with the mounting indicated by the arrow on the body.



OPTION

Model for measuring air flow-rates.

Information given as an indication only, and subject to possible modifications